

FORM NO MGT- 9**EXTRACT OF ANNUAL RETURN****as on the Financial Year ended on 31st March, 2022***[Pursuant to Section 92(3) of the Companies Act, 2013 and Rule 12(1) of the Companies (Management and Administration) Rules, 2014]***I. REGISTRATION AND OTHER DETAILS:**

1.	CIN	L72200TG1998PLC030071
2.	Registration Date	03/09/1998
3.	Name of the Company	QUANTUM BUILD-TECH LIMITED
4.	Category / Sub-Category of the Company	Public Limited Company / Limited by shares
5.	Address of the Registered office and contact details	8-1-405/A/66, Dream Valley, Near O.U Colony, Shaikpet, Hyderabad- 500008
6.	Whether Listed Company	Yes
7.	Name, Address and Contact details of Registrar and Transfer Agent, if any	Venture Capital and Corporate Investments Private Limited 12-10-167, Bharatnagar, Hyderabad - 500018 Phone: 040 – 23818475 / 476 Email: info@vccipl.com

II. PRINCIPAL BUSINESS ACTIVITIES OF THE COMPANY:


All the business activities contributing 10% or more of the total turnover of the company shall be stated:-

S.No.	Name and Description of main products/ services	NIC Code of the Product/ service	% to total turnover of the company
1	Construction of buildings and real estate	41001	100%

Note: The Company has not undertaken any construction activity during the Financial Year under review.

III. PARTICULARS OF HOLDING, SUBSIDIARY AND ASSOCIATE COMPANIES


S. No.	NameAnd AddressOf The Company	CIN/GLN	Holding/ Subsidiary /Associate	% of shares held	Applicable Section
NIL					



SHARE HOLDING PATTERN (Equity Share Capital Break-up as percentage of Total Equity)

i. Category-wise Share Holding:

Category of Shareholders	No. of Shares held at the beginning of the year				No. of Shares held at the end of the year				% Change during the year
	Demat	Physical	Total	% of Total Shares	Demat	Physical	Total	% of Total Shares	
A. Promoter Shareholding									
1) Indian									
a) Individual/ HUF	2680464	-	2680464	10.69	2680464	-	2680464	10.69	0
b) Central Govt									
c) State Govt(s)									
d) Bodies Corp	-	-	-	-	-	-	-	-	-
e) Banks / FI									
f) Any Other (PAC)	3319267	-	3319267	13.24	3319267	-	3319267	13.24	0
Sub-total(A)(1)	5999731		5999731	23.94	5999731		5999731	23.94	0
2) Foreign									
g) NRIs-Individuals									
h) Other-Individuals									
i) Bodies Corp.									
j) Banks / FI									
k) Any Other									
Sub-total(A)(2):-	-	-	-	-	-	-	-	-	-
B. Public Shareholding									
1. Institutions									
a) Mutual Funds									
b) Banks / FI									
c) Central Govt									
d) State Govt(s)									
e) Venture Capital Funds									
f) Insurance Companies									
g) FIIs	-	2150	2150	0.01	-	2150	2150	0.01	00
h) Foreign Venture Capital Funds									
i) Others (specify)									
Sub-total (B)(1)	-	2150	2150	0.01		2150	2150	0.01	00
2. Non Institutions									
a) Bodies Corp.	1137689	-	1137689	4.54	1122082	-	1122082	4.48	-0.06
(i) Indian									
(ii) Overseas									
b) Individuals									



(i) Individual shareholders holding nominal share capital upto Rs. 2 lakh	1197680	170852	1368532	5.46	1404033	169602	1573635	6.28	+0.82
(ii) Individual shareholders holding nominal share capital in excess of Rs. 2 lakh	13003784	--	13003784	51.88	12975287	--	12975287	51.77	-0.11
c) Others(Specify)	3553744	--	3553744	14.18	3392745	--	3392745	13.53	-0.65
Sub-total(B)(2)	18892897	170852	19063749	76.06	18894147	169602	19063749	76.06	--
Total Public Shareholding (B)=(B)(1)+(B)(2)	18892897	173002	19065899	76.06	18894147	171752	19065899	76.06	--
C.Shares held by Custodian for GDRs & ADRs	0	0	0	0	0	0	0	0	0
Grand Total (A+B+C)	24892628	173002	25065630	100.00	24893878	171752	25065630	100.00	--

ii. Shareholding of Promoters:

S. No	Shareholder's Name	Shareholding at the beginning of the year			Shareholding at the end of the year			% change in share holding during the year
		No. of Shares	% of total Shares of the company	% of Shares Pledged / encumbered to total shares	No. of Shares	% of total Shares of the company	% of Shares Pledged / encumbered to total shares	
1.	Kodali Vijayarani	26,80,464	10.69	0	26,80,464	10.69	0	0
2.	Punukollu Rachana	50,000	0.20	0	50,000	0.20	0	0
3.	Yelledi Srinivasa Rao	32,69,267	13.04	0	32,69,267	13.04	0	0
Total		59,99,731	23.94	0	59,99,731	23.94	0	00

iii. Change in Promoters' Shareholding:

S. No.	NAME OF SHAREHOLDER	Shareholding at the beginning of the year		Cumulative Shareholding during the year	
		No. of shares	% of total shares of the company	No. of shares	% of total shares of the company
	At the beginning of the year	59,99,731	23.94	-	-
	Date wise Increase / Decrease in Promoters Shareholding during the year specifying the reasons for increase / decrease.	--	--	-	-
	At the End of the year	59,99,731	23.94	-	-



iv. Change in shareholding of Top 10 Shareholders : (other than Directors and Promoters)

S. No	Name of Shareholder	Shareholding at the Beginning of the year		Cumulative Shareholding During the Year	
		No. of shares	% of total shares of the company	No. of shares	% of total shares of the company
1	Tadepalli Srinivasa Rao				
	At the beginning of the year	--	--	--	--
	Differences during the year	30,44,010	12.14	--	--
	At the End of the year	--	--	30,44,010	12.14
2	Gudapati Aveena				
	At the beginning of the year	--	--	--	--
	Differences during the year	21,79,511	8.69	--	--
	At the End of the year	--	--	21,79,511	8.69
3	Potluri Venkata Satyanarayana				
	At the beginning of the year	--	--	--	--
	Differences during the year	15,22,005	6.07	--	--
	At the End of the year	--	--	15,22,005	6.07
4	Potluri Krishna Prasad				
	At the beginning of the year	--	--	--	--
	Differences during the year	15,22,005	6.07	--	--
	At the End of the year	--	--	15,22,005	6.07
5	Cherukuri Naresh				
	At the beginning of the year	14,62,916	5.83	--	--
	Differences during the Year	--	--	--	--
	At the End of the year	--	--	14,62,916	5.83
6	Krishna Guduru				
	At the beginning of the year	12,45,100	4.96	--	--
	Differences during the Year	--	--	--	--
	At the End of the year	--	--	12,45,100	4.96
7	Usharani Guduru				
	At the beginning of the year	7,49,726	2.99	--	--
	Differences during the Year	--	--	--	--
	At the End of the year	--	--	7,49,726	2.99



8	Uppalapati Sai Babu Rao				
	At the beginning of the year	6,69,968	2.67	--	--
	Differences during the Year	--	--	--	--
	At the End of the year	--	--	6,69,968	2.67
9	Pancom Marketing Private Limited				
	At the beginning of the year	6,50,000	2.59	--	--
	Differences during the Year	--	--	--	--
	At the End of the year	--	--	6,50,000	2.59
10	Ramana Kodali				
	At the beginning of the year	4,00,000	1.59	--	--
	Differences during the Year	--	--	--	--
	At the End of the year	--	--	5,60,000	2.23

v. Shareholding of Directors and Key Managerial Personnel.

#	Name of the Director/KMP shareholder	No. of shares held at the beginning of the year	% of total Shares of the Company	Increase / Decrease during the year 2020-21		No. of shares at the end of the year	% of total Shares of the Company
				Increase / Decrease During the year	% of total Shares of the Company		
1	Guduru Satyanarayana	--	--	--	--	--	--
2	Kodali Vijaya Rani	26,80,464	10.69	--	--	26,80,464	10.69
3	Kyatham Prabhakar Reddy	--	--	--	--	--	--
4	Kanduri Sarawathi Kumar	--	--	--	--	--	--
5	Sripathi Ram Reddy	--	--	--	--	--	--
6	Padmavathi Yelledi	--	--	--	--	--	--
7.	M. R. Koteswara Rao (CFO)	51,168	0.20	--	--	51,168	0.20
8.	Suman Gupta (CS)	--	--	--	--	--	--
TOTAL		27,31,632	10.89	--	--	27,31,632	10.89




INDEBTEDNESS:

Indebtedness of the Company including interest outstanding / accrued but not due for payment:

Particulars	Secured Loans excluding deposits	Unsecured Loans	Deposits	Total Indebtedness
Indebtedness at the beginning of the financial year				
i) Principal Amount	--	1,05,20,000	--	1,05,20,000
ii) Interest due but not paid				
iii) Interest accrued but not				
Total (i+ii+iii)	--	1,05,20,000	--	1,05,20,000
Change in Indebtedness during the financial year				
- Addition	--	26,95,000	--	26,95,000
- Reduction				
Net Change	--	26,95,000	--	26,95,000
Indebtedness at the end of the financial year				
i) Principal Amount	--	1,32,15,000	--	1,32,15,000
ii) Interest due but not paid				
iii) Interest accrued but not due				
Total (i+ii+iii)	--	1,32,15,000	--	1,32,15,000

IV. REMUNERATION OF DIRECTORS AND KEY MANAGERIAL PERSONNEL:**A. Remuneration to Managing Director, Whole-time Directors and / or Manager:**

S. No.	Particulars of Remuneration	Name of MD / WTD / Manager		Total Amount
		M.D	WTD	
1.	Gross salary:	12,00,000	0	12,00,000
	(a) Salary as per provisions contained in section 17(1) of the Income-tax Act, 1961.			
	(b) Value of perquisites u/s 17(2) Income-tax Act, 1961	8,67,000	0	8,67,000
	(c) Profits in lieu of salary under section 17(3) Income-tax Act, 1961.	-	-	-
2.	Stock Option	NIL	NIL	-
3.	Sweat Equity	NIL	NIL	-
4.	Commission - as % of profit - others, specify...	NIL	NIL	-
5.	Others, please specify	NIL	NIL	-
	Total(A)	20,67,000	0	20,67,000
	Ceiling as per the Act (As per Schedule V, Section II.)			84,00,000



B. Remuneration to other directors: No remuneration paid to other Directors.

C. Remuneration to Key Managerial Personnel Other Than MD / Manager / WTD:

S. No.	Particulars of Remuneration	KEY MANAGERIAL PERSONNEL			TOTAL
		CEO	COMPANY SECRETARY	CFO	
		N.A	CS Suman Gupta	M.R.Koteswara Rao (Per Annum)	
1.	Gross salary: 1. Salary as per provisions contained in section 17(1) of the Income-tax Act, 1961.		2,36,000/-	6,00,000	8,36,000/ -
	2. Value of Perquisites u/s 17(2) Income tax Act, 1961		NIL	NIL	NIL
	3. Profits in lieu of salary under section 17(3) Income-tax Act, 1961		NIL	NIL	NIL
2.	Stock Option		NIL	NIL	NIL
3.	Sweat Equity			NIL	NIL
4.	Commission - as % of profit - others, specify		NIL	NIL	NIL
5.	Others, please Specify		NIL	NIL	NIL
	Total		2,36,000/-	6,00,000	8,36,000/ -

V. PENALTIES / PUNISHMENT / COMPOUNDING OF OFFENCES:

Type	Section of the companies Act / SEBI / BSE	Brief description	Details of Penalty / Punishment / Compounding fees imposed	Authority [RD / NCLT / Court]	Appeal made. If any (give details)
A. Company					
--	--	--	--	--	--
--	--	--	--	--	--
Punishment	--	--	--	--	--
Compounding	--	--	--	--	--



B. Directors					
Penalty	--	--	--	--	--
Punishment	--	--	--	--	--
Compounding	--	--	--	--	--
C. Other Officers In Default					
Penalty	--	--	--	--	--
Punishment	--	--	--	--	--
Compounding	--	--	--	--	--

Date: 011.08.2022
Place: Hyderabad

(Handwritten signature of Guduru Satyanarayana)

(Guduru Satyanarayana)
Managing Director
DIN: 02051710

(Handwritten signature of Kodali Vijaya Rani)
(Kodali Vijaya Rani)
Director
DIN: 00102286

