

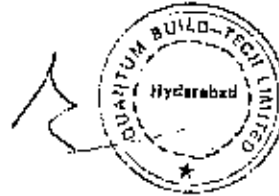
(1) (a)

Statement Showing Shareholding Pattern

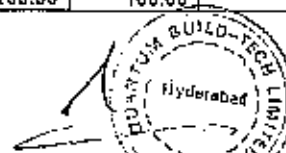
Name of the Company: QUANTUM BUILD-TECH LIMITED

Scrip Code, Name of the Scrip, Class of Security : NSE- / BSE -?, QUANTUM BUILD-TECH LIMITED , Equity Quarter ended : 29/6/2013

Partly paid-up shares:-	No. of partly paid-up shares	As a % of total no. of partly paid-up Shares	As a % of total no. of shares of the company
Held by promoter/promoter group	0	0	0
Held by public	0	0	0
Total	0	0	0
Outstanding convertible securities:-	No. of outstanding securities	As a % of total no. of outstanding convertible securities	As a % of total no. of shares of the company, assuming full conversion of the convertible securities
Held by promoter/promoter group	0	0	0
Held by public	0	0	0
Total	0	0	0
Warrants:-	No. of warrants	As a % of total no. of warrants	As a % of total no. of shares of the company, assuming full conversion of Warrants
Held by promoter/promoter group	0	0.00	0.00
Held by public	0	0.00	0.00
Total	0	0.00	0.00
Total paid-up capital of the company, assuming full conversion of warrants & convertible securities	12615630		

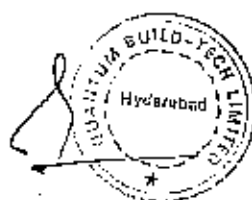


Category Code	Category of Shareholder	Number of Share Holders	Total Number of Shares	Number of Shares held in Dematerialized Form	Total Shareholding as a percentage of total Number of Shares		Shares Pledged or otherwise encumbered	
					As a Percentage of (A+B) (VI)	As a Percentage of (A+B+C) (VII)	Number of Shares (VIII)	As a Percentage (IX) = (VIII)/(IV)*100
(I)	(II)	(III)	(IV)	(V)	(VI)	(VII)	(VIII)	(IX)
A	Promoter and Promoter Group							
(1)	Indian							
(a)	Individuals/Hindu Undivided Family	2	2930464	1830464	23.23	23.23	0	0.00
	Central Government /State Government (s)	0	0	0	-	-	0	-
(b)	Bodies Corporate	1	560000	0	4.36	4.36	0	-
(c)	Financial Institutions / Banks	0	0	0	-	-	0	-
(d)	Any other(PAC)	1	50000	0	0.40	0.40	0	0.00
(e)	Others	0	0	0	0.00%	0.00	0	0.00
	Sub-Total (A)(1)	4	3530464	1830464	27.98	27.98	0	0.00
(2)	Foreign							
(a)	Individuals (Non Resident Individual Foreign Individuals)	0	0	0	-	-	0	-
(b)	Bodies Corporate	0	0	0	-	-	0	-
(c)	Institutions	0	0	0	-	-	0	-
(d)	Qualified Foreign Investor	0	0	0	-	-	0	-
(e)	Any Other	0	0	0	-	-	0	-
	Sub-Total (A)(2)	0	0	0	-	-	0	-
	Total Shareholding of Promoter and Promoter Group A=(A)(1) + (A)(2)	4	3530464	1830464	27.98	27.98	0	0
B	Public Shareholding							
(1)	Institutions							
(a)	Mutual Funds/UTI	0	0	0	-	-	0	-
(b)	Financial Institutions/Banks	0	0	0	-	-	0	-
(c)	Central Government/State Government	0	0	0	-	-	0	-
(d)	Venture Capital Funds	0	0	0	-	-	0	-
(e)	Insurance Companies	0	0	0	-	-	0	-
(f)	Foreign Institutional Investors	1	2150	0	0.02	0.02	0	-
(g)	Foreign Venture Capital Investors	0	0	0	-	-	0	-
(h)	Qualified Foreign Investor	0	0	0	-	-	0	-
(i)	Any Other	0	0	0	-	-	0	-
	Sub-Total (B)(1)	1	2150	0	0.02	0.02	0	-
(2)	Non-Institutions							
(a)	Bodies Corporate	30	1989663	130663	15.77	15.77	0	-
(b)	Individuals							
	(i) Individual Shareholders holding nominal share capital upto Rs. 1	3178	698600	508548	5.54	5.54	0	-
	(ii) Individual Shareholders holding nominal share capital in excess of Rs. 1 Lakh	31	2982949	580023	23.64	23.64	0	-
	Qualified Foreign Investor- Corporate	0	0	0	-	-	0	-
(d)	CLEARING MEMBER	1	500	500	-	-	0	-
(e)	TRUST	0	0	0	-	-	0	-
(f)	Non Resident Individuals	4	3411304	50	27.04	27.04	0	-
(g)	Foreign Bodies Corp	0	0	0	-	-	0	-
(h)	Foreign Nation	0	0	0	-	-	0	-
	Sub-Total (B)(2)	3244	9083016	1228784	72.00	72.00	0	-
	Total Public Shareholding							
	B=(B)(1)+(B)(2)	3245	9085166	1228784	72.02	72.02	0	-
	Total (A)+(B)	3249	12615630	3059248	100.00	100.00	0	-
(C)	Shares held by Custodians and against which Depository Receipts have been issued							
(1)	Promoter and Promoter Group	0	0	0	0	0	0	0
(2)	Public	0	0	0	0	0	0	0
	GRAND TOTAL (A) + (B) + (C)	3249	12615630	3059248	100.00	100.00	0	0




(b) Statement showing Shareholding of persons belonging to the category
"Promoter and Promoter Group"

Sl. No.	Name of the shareholder	Total shares held		Shares pledged or			Details of		Details of Convertible		Total Shares (including underlying shares assuming full conversion of warrants and
		Number	As a % of grand total (A)+(B)+(C)	Number	% of Total Shares Held	As a % of grand total (A)+(B)+(C)	No of warrant held (VIII)	As a % total number of warrants of the same class	No of convertible securities held	As a % total number of convertible securities of the same class	
1	VIJAYA MADHAVI INVESTMENTS PVT LTD	550000	4.36	0	0.00	0.00	0	0.00	0	0.00	4.36
2	KODANDA RAM BABU PUNUKOLLU INE22260102 8QSLJ04942, IN3004841191 2639	1085114	8.60	0	0.00	0.00	0	0.00	0	0.00	8.60
3	KODALI VIJAYARANI IN3004841194 2993, INE22260102 8QSLJ04929	1845350	14.63	0	0.00	0.00	0	0.00	0	0.00	14.63
4	RACHANA	50000	0.40	0	0.00	0.00	0	0.00	0	0.00	0.40
	TOTAL	3530464	27.98	0	0.00	0.00	0	0.00	0	0.00	27.98



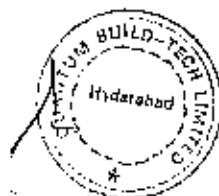
**D)(c) Statement showing Shareholding of persons belonging to the category
"Public" and holding more than 5% of the total number of shares**

Sl. No.	Name of the shareholder	No. of shares	Shares as % of Total No. of Shares	Details of		Details of Convertible		Total Shares (including underlying shares assuming full conversion of warrants and
				No of warrants held	As a % total number of warrants of the same class	No of convertible securities held	% total number of convertible securities of the same class	
1	PANCOM MARKETING PRIVATE LIMITED	650000	5.15	0	0	0	0	5.15
2	GEEKEYAR DEVELOPERS PRIVATE LIMITED	1200000	9.51	0	0	0	0	9.51
3	RAJESH CHERUKURI VAMSI CHERUKURI	1662916	13.18	0	0	0	0	13.18
4	SEKHAR V UPPALAPATI	869968	6.9	0	0	0	0	6.9
5	RAGHAVEND	878370	6.96	0	0	0	0	6.96
	TOTAL	5261254	41.70	0	0	0	0	41.70



**(D)(c) Statement showing Shareholding of persons belonging to the category
"Public" and holding more than 1% of the total number of shares**

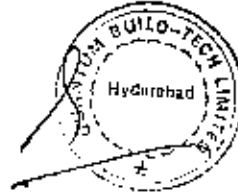
Sl. No.	Name of the shareholder	No. of shares	Shares as % of Total No. of Shares	Details of Warrants		Details of		Total Shares (including)
				No of warrants held	As a% total number	No of convertible	% total number of	
1	PANCOM MARKETING PRIVATE LIMITED	650000	5.15	0	0	0	0	5.15
2	GEEKEYAR DEVELOPERS PRIVATE LIMITED	1200000	9.51	0	0	0	0	9.51
3	LAKSHMI PRASUNA GUDURU	151450	1.2	0	0	0	0	1.2
4	AJAY KUMAR KAYAN	200000	1.59	0	0	0	0	1.59
5	RAVI SWETHA	300000	2.38	0	0	0	0	2.38
6	RAVI VENKATA RAJEEV	300000	2.38	0	0	0	0	2.38
7	USHA RANI GUDURU	437610	3.47	0	0	0	0	3.47
8	NEELIMA GUDURU	462116	3.66	0	0	0	0	3.66
9	RAJESH CHERUKURI VAMSI CHERUKURI	1662916	13.18	0	0	0	0	13.18
10	SEKHAR V UPPALAPATI	869968	6.9	0	0	0	0	6.9
11	RAGHAVENDRA	878370	6.96	0	0	0	0	6.96
	TOTAL	7112430	56.38	0	0	0	0	56.38



(i)(d)

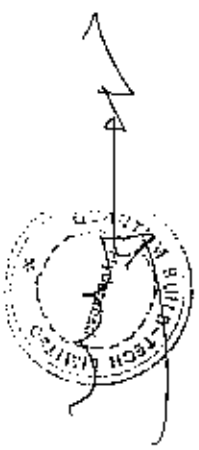
Statement showing details of locked-in shares

Sl. No	Name of the shareholder	Number of shares	Shares as % of Total No. of Shares	Category
1	USHA RANI GUDURU	437610	3.47	Public
2	NEELIMA GUDURU	462116	3.66	Public
3	RAJESH CHERUKURI VAMSI CHERUKURI	1662916	13.18	Public
4	SEKHAR V UPPALAPATI	869968	6.9	Public
5	RAGHAVENDRA APPANAGARI	878370	6.96	Public
	TOTAL	4310980	34.17	



(11)(b) Statement showing Holding of Depository Receipts (DRs) where underlying shares are in excess of 1% of the total number of shares

Sl. No.	Name of the DR Holder	Type of outstanding DR (ADRs, GDRs, SDRs, etc.)	Number of shares underlying outstanding DRs	Shares underlying outstanding DRs as a percentage of total number of shares
1	TOTAL		0	0.00
	TOTAL		0	0.00



(UD)(a) Statement showing details of Depository Receipts (DRs)

Sl. No.	Type of outstanding DR (ADRs, GDRs, SDRs, etc.)	Number of outstanding DRs	Number of shares underlying outstanding DRs	Shares underlying outstanding DRs as a percentage of total number of shares
I	TOTAL	0	0	0.00
	TOTAL			

