


(1) (a)

Statement Showing Shareholding Pattern

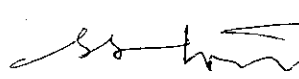
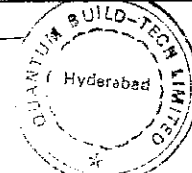
Name of the Company: QUANTUM BUILD-TECH LIMITED

Scrip Code, Name of the Scrip, Class of Security : NSE- / BSE -?, QUANTUM BUILD-TECH LIMITED , Equity Week ended : 30/6/2014

Partly paid-up shares:-	No. of partly paid-up shares	As a % of total no. of partly paid-up Shares	As a % of total no. of shares of the company
Held by promoter/promoter group	0	0	0
Held by public	0	0	0
Total	0	0	0
Outstanding convertible securities:-	No. of outstanding securities	As a % of total no. of outstanding convertible securities	As a % of total no. of shares of the company, assuming full conversion of the convertible securities
Held by promoter/promoter group	0	0	0
Held by public	200000	100	1.56
Total	200000	100	1.56
Warrants:-	No. of warrants	As a % of total no. of warrants	As a % of total no. of shares of the company, assuming full conversion of Warrants
Held by promoter/promoter group	0	0.00	0.00
Held by public	0	0.00	0.00
Total	0	0.00	0.00
Total paid-up capital of the company, assuming full conversion of warrants and convertible securities	12815630		




Category Code	Category of Shareholder	Number of Share Holders	Total Number of Shares	Number of Shares held in Dematerialized Form	Total Shareholding as a percentage of total Number of Shares		Shares Pledged or otherwise encumbered	
					As a Percentage of (A+B) (VI)	As a Percentage of (A+B+C) (VII)	Number of Shares (VIII)	As a Percentage (IX) =
(I)	(II)	(III)	(IV)	(V)	(VI)	(VII)	(VIII)	(IX) =
A	Promoter and Promoter Group							
(1)	Indian							
(a)	Individuals/Hindu Undivided Family	2	2930464	2930464	23.23	23.23	0	0.00
(b)	Central Government /State Government (s)	0	0	0	-	-	0	-
(c)	Bodies Corporate	1	550000	550000	4.36	4.36	0	-
(d)	Financial Institutions / Banks	0	0	0	-	-	0	-
(e)	Any other(PAC)	1	50000	50000	0.40	0.40	0	0.00
(f)	Others	0	0	0	0.00%	0.00	0	0.00
	Sub-Total (A)(1)	4	3530464	3530464	27.98	27.98	0	0.00
(2)	Foreign							
(a)	Individuals (Non Resident Individuals)	0	0	0	-	-	0	-
(b)	Bodies Corporate	0	0	0	-	-	0	-
(c)	Institutions	0	0	0	-	-	0	-
(d)	Qualified Foreign Investor	0	0	0	-	-	0	-
(e)	Any Other	0	0	0	-	-	0	-
	Sub-Total (A)(2)	0	0	0	-	-	0	-
	Total Shareholding of Promoter and Promoter Group A=(A)(1) + (A)(2)	4	3530464	3530464	27.98	27.98	0	0
B	Public Shareholding							
(1)	Institutions							
(a)	Mutual Funds/UTI	0	0	0	-	-	0	-
(b)	Financial Institutions/Banks	0	0	0	-	-	0	-
(c)	Central Government/State Government	0	0	0	-	-	0	-
(d)	Venture Capital Funds	0	0	0	-	-	0	-
(e)	Insurance Companies	0	0	0	-	-	0	-
(f)	Foreign Institutional Investors	1	2150	0	0.02	0.02	0	-
(g)	Foreign Venture Capital Investors	0	0	0	-	-	0	-
(h)	Qualified Foreign Investor	0	0	0	-	-	0	-
(i)	Any Other	0	0	0	-	-	0	-
	Sub-Total (B)(1)	1	2150	0	0.02	0.02	0	-
(2)	Non-institutions							
(a)	Bodies Corporate	29	1989613	1989613	15.77	15.77	0	-
(b)	Individuals							
	i Individual Shareholders holding nominal share capital upto Rs. 1	3169	694132	507380	5.50	5.50	0	-
	ii Individual Shareholders holding nominal share capital in excess of Rs. 1 Lakh	22	2987467	2974967	23.68	23.68	0	-
(c)	Qualified Foreign Investor-Corporate	0	0	0	-	-	0	-
(d)	CLEARING MEMBER	1	500	500	-	-	0	-
(e)	TRUST	0	0	0	-	-	0	-
(f)	Non Resident Individuals	4	3411304	878420	27.04	27.04	0	-
(g)	Foreign Bodies Corp	0	0	0	-	-	0	-
(h)	Foreign Nation	0	0	0	-	-	0	-
	Sub-Total (B)(2)	3225	9083016	6350880	72.00	72.00	0	-
	Total Public Shareholding							
	B=(B)(1)+(B)(2)	3226	9085166	6350880	72.02	72.02	0	-
	Total (A)+(B)	3230	12615630	9881344	100.00	100.00	0	-
(C)	Shares held by Custodians and against which Depository Receipts have been issued							
(1)	Promoter and Promoter Group	0	0	0	0	0	0	0
(2)	Public	0	0	0	0	0	0	0
	GRAND TOTAL (A) + (B) + (C)	3230	12615630	9881344	100.00	100.00	0	0

(D)(b) Statement showing Shareholding of persons belonging to the category
 "Promoter and Promoter Group"

Sl. No.	Name of the shareholder	Total shares held		Shares pledged or		Details of		Details of Convertible		Total Shares (including underlying shares assuming full conversion of warrants and convertible securities) as a % of diluted share capital No. of shares	
		Number	As a % of grand total (A)+(B)+(C)	Number	% of Total Shares Held	As a % of grand total (A)+(B)+(C)	No of warrant held (VIII)	As a % total number of warrants of the same class	No of convertible securities held		As a % total number of convertible securities of the same class
1	VIJAYA MADHAVI INVESTMENTS PRIVATE LIMITED	550000	4.36	0	0.00	0.00	0	0.00	0	0.00	4.29
2	PUNUKOLLU KODANDA RAMBABU	1085114	8.60	0	0.00	0.00	0	0.00	0	0.00	8.47
3	KODALI VIJAYARANI	1845350	14.63	0	0.00	0.00	0	0.00	0	0.00	14.40
4	PUNUKOLLU RACHANA	50000	0.40	0	0.00	0.00	0	0.00	0	0.00	0.39
	TOTAL	3530464	27.98	0	0.00	0.00	0	0.00	0	0.00	27.55



5

(D)(c) Statement showing Shareholding of persons belonging to the category "Public" and holding more than 1% of the total number of shares

Sl. No.	Name of the shareholder	No. of shares	Shares as % of Total No. of Shares	Details of Warrants		Details of		Total Shares (including underlying shares assuming full conversion of warrants and convertible securities) as a % of diluted share capital No. of shares
				No of warrants held	As a % total number of warrants of the same class	No of convertible securities held	% total number of convertible securities of the same class	
1	PANCOM MARKETING PRIVATE LIMITED	650000	5.15	0	0	0	0	5.07
2	GEEKEYAR DEVELOPERS PRIVATE LIMITED	1200000	9.51	0	0	0	0	9.36
3	LAKSHMI PRASUNA GUDURU	151450	1.20	0.0	0	0	0	1.18
4	NEELIMA GUDURU	462116	3.66	0	0	0	0	3.61
5	AJAY KUMAR KAYAN	200000	1.59	0	0	0	0	1.56
6	SWETHA RAVI	300000	2.38	0	0	0	0	2.34
7	VENKATA RAJEEV RAVI	300000	2.38	0	0	0	0	2.34
8	USHARANI GUDURU	437610	3.47	0	0	0	0	3.41
9	RATAN CHAND GUDURU	592700	4.70	0	0	0	0	4.62
10	RAGHAVENDER RAO APPANNAGARI	878370	6.96	0	0	0	0	6.85
11	RAJESH CHERUKURI VAMSI CHERUKURI	1662916	13.18	0	0	0	0	12.98
12	SEKHAR V UPPALAPATI	869968	6.90	0	0	0	0	6.79
	TOTAL	7705130	61.08	0	0	0	0	60.12



[Handwritten signature]

1)(c) Statement showing Shareholding of persons belonging to the category "Public" and holding more than 5% of the total number of shares

Sl. No	Name of the shareholder	No. of shares	Shares as % of Total No. of Shares	Details of		Details of Convertible		Total Shares (including underlying shares)
				No of warrant s held	As a % total number	No of convertible securities held	% total number of convertible	
1	PANCOM MARKETING PRIVATE LIMITED	650000	5.15	0	0	0	0	5.07
2	GEEKEYAR DEVELOPERS PRIVATE LIMITED	1200000	9.51	0	0	0	0	9.36
3	RAGHAVENDER RAO APPANNAGARI	878370	6.96	0	0	0	0	6.85
4	RAJESH CHERUKURI VAMSI CHERUKURI	1662916	13.18	0	0	0	0	12.98
5	SEKHAR V UPPALAPATI	869968	6.90	0	0	0	0	6.79
	TOTAL	5261254	41.70	0	0	0	0	41.05

[Handwritten signature]



(II)(a) Statement showing details of Depository Receipts (DRs)

Sl. No	Type of outstanding DR (ADRs, GDRs, SDRs, etc.)	Number of outstanding DRs	Number of shares underlying outstanding DRs	Shares underlying outstanding DRs as a percentage of total number of shares
1	TOTAL	0	0	0.00
	TOTAL			

[Handwritten signature]



(II)(b) Statement showing Holding of Depository Receipts (DRs), where underlying shares are in excess of 1% of the total number of shares

Sl. No.	Name of the DR Holder	Type of outstanding DR (ADRs, GDRs, SDRs, etc.)	Number of shares underlying outstanding DRs	Shares underlying outstanding DRs as a percentage of total number of shares
1	TOTAL		0	0.00
	TOTAL			

M. A. I.

