

(1) (a)


Statement Showing Shareholding Pattern

Name of the Company: QUANTUM BUILD-TECH LIMITED


SCRIP CODE : 538596

Name of the Scrip: Quantbuild , Class of Security : BSE - QUANTUM BUILD-TECH LIMITED , Equity Quarter Ended : 30/6/2015

Partly paid-up shares:-	No. of partly paid-up shares	As a % of total no. of partly paid-up Shares	As a % of total no. of shares of the company
Held by promoter/promoter group	0	0	0
Held by public	0	0	0
Total	0	0	0
Outstanding convertible securities:-	No. of outstanding securities	As a % of total no. of outstanding convertible securities	As a % of total no. of shares of the company, assuming full conversion of the convertible securities
Held by promoter/promoter group	0	0	0
Held by public	0	0	0
Total	0	0	0
Warrants:-	No. of warrants	As a % of total no. of warrants	As a % of total no. of shares of the company, assuming full conversion of Warrants
Held by promoter/promoter group	0	0.00	0.00
Held by public	0	0.00	0.00
Total	0	0.00	0.00
Total paid-up capital of the company, assuming full conversion of warrants and convertible securities	12615630		

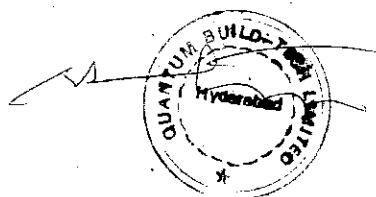


Category Code	Category of Shareholder	Number of Share Holders	Total Number of Shares	Number of Shares held in Dematerialized Form	Total Shareholding as a percentage of total Number of Shares		Shares Pledged or otherwise encumbered	
					As a Percentage of (A+B) (VI)	As a Percentage of (A+B+C) (VII)	Number of Shares (VIII)	As a Percentage (IX) = (VIII)/(IV)*100
(I)	(II)	(III)	(IV)	(V)	(VI)	(VII)	(VIII)	(IX)
A	Promoter and Promoter Group							
(1)	Indian							
(a)	Individuals/Hindu Undivided Family	2	2130464	2130464	16.89	16.89	0	0.00
(b)	Central Government /State Government (s)	0	0	0	-	-	0	-
(c)	Bodies Corporate	1	550000	550000	4.36	4.36	0	-
(d)	Financial Institutions / Banks	0	0	0	-	-	0	-
(e)	Any other(PAC)	1	50000	50000	0.40	0.40	0	-
(f)	Others	0	0	0	-	-	0	-
	Sub-Total (A)(1)	4	2730464	2730464	21.64	21.64	0	0.00
(2)	Foreign							
(a)	Individuals (Non Resident Individuals/ Foreign Individuals)	0	0	0	-	-	0	0.00
(b)	Bodies Corporate	0	0	0	-	-	0	-
(c)	Institutions	0	0	0	-	-	0	-
(d)	Qualified Foreign Investor	0	0	0	-	-	0	-
(e)	Any Other	0	0	0	-	-	0	-
	Sub-Total (A)(2)	0	0	0	-	-	0	-
	Total Shareholding of Promoter and Promoter Group A=(A)(1) + (A)(2)	4	2730464	2730464	21.64	21.64	0	0.00
B	Public Shareholding							
(1)	Institutions							
(a)	Mutual Funds/UTI	0	0	0	-	-	0	-
(b)	Financial Institutions/Banks	0	0	0	-	-	0	-
(c)	Central Government/State Government(s)	0	0	0	-	-	0	-
(d)	Venture Capital Funds	0	0	0	-	-	0	-
(e)	Insurance Companies	0	0	0	-	-	0	-
(f)	Foreign Institutional Investors	1	2150	0	0.02	0.02	0	-
(g)	Foreign Venture Capital Investors	0	0	0	-	-	0	-
(h)	Qualified Foreign Investor	0	0	0	-	-	0	-
(i)	Any Other	0	0	0	-	-	0	-
	Sub-Total (B)(1)	1	2150	0	0.02	0.02	0	-
(2)	Non-institutions							
(a)	Bodies Corporate	55	1895315	1895315	15.02	15.02	0	-
(b)	Individuals							
	i Individual Shareholders holding nominal share capital upto Rs. 1 Lakh	3167	989093	808391	7.84	7.84	0	-
	ii Individual Shareholders holding nominal share capital in excess of Rs. 1 Lakh	45	4249682	3637182	33.69	33.69	0	-
(c)	Qualified Foreign Investor-Corporate	0	0	0	-	-	0	-
(d)	CLEARING MEMBER	15	30922	30922	0.25	0.25	0	-
(e)	TRUST	0	0	0	-	-	0	-
(f)	Non Resident Individuals	8	2718004	885120	21.54	21.54	0	-
(g)	Foreign Bodies Corp	0	0	0	-	-	0	-
(h)	Foreign Nation	0	0	0	-	-	0	-
(i)	FPI - Individual	0	0	0	-	-	0	-
(j)	FPI - Corporate	0	0	0	-	-	0	-
	Sub-Total (B)(2)	3290	9883016	7256930	78.34	78.34	0	-
	Total Public Shareholding	3291	9885166	7256930	78.36	78.36	0	-
	B=(B)(1)+(B)(2)	3291	9885166	7256930	78.36	78.36	0	-
	Total (A)+(B)	3295	12615630	9987394	100.00	100.00	0	-
(C)	Shares held by Custodians and against which Depository Receipts have been issued							
(1)	Promoter and Prmoter Group	0	0	0	0	0	0	0
(2)	Public	0	0	0	0	0	0	0
	GRAND TOTAL (A) + (B) + (C)	3295	12615630	9987394	100.00	100.00	0	0



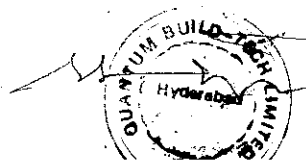
**(I)(b) Statement showing Shareholding of persons belonging to the category
"Promoter and Promoter Group"**

Sl. No.	Name of the shareholder	Total shares held		Shares pledged or			Details of		Details of		Total Shares (including underlying shares assuming full conversion of warrants and convertible securities) as a % of diluted share capital No. of shares
		Number	As a % of grand total (A)+(B)+(C)	Number	% of Total Shares Held	As a % of grand total (A)+(B)+(C)	No of warrant held (VIII)	As a% total number of warrants of the same class	No of convertible securities held	As a% total number of convertible securities of the same class	
1	VIJAYA MADHAVI INVESTMENTS PRIVATE LIMITED	550000	4.36	0	0.00	0.00	0	0.00	0	0.00	4.36
2	PUNUKOLLU KODANDA RAMBABU	1085114	8.60	0	0.00	0.00	0	0.00	0	0.00	8.60
3	KODALI VIJAYARANI	1045350	8.29	0	0.00	0.00	0	0.00	0	0.00	8.29
4	PUNUKOLLU RACHANA	50000	0.40	0	0.00	0.00	0	0.00	0	0.00	0.40
	TOTAL	2730464	21.64	0	0.00	0.00	0	0.00	0	0.00	21.64



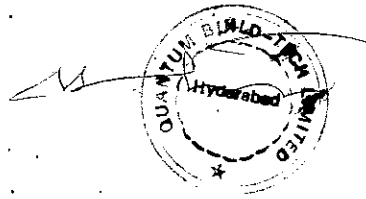
(I)(c) Statement showing Shareholding of persons belonging to the category "Public" and holding more than 1% of the total number of shares

Sl. No.	Name of the shareholder	No. of shares	Shares as % of Total No. of Shares	Details of		Details of		Total Shares (including underlying shares assuming full conversion of warrants and convertible securities) as a % of diluted share capital No. of shares
				No of warrants held	As a% total number of warrants of the same class	No of convertible securities held	% total number of convertible securities of the same class	
1	SUDHA COMMERCIAL COMPANY LIMITED	200000	1.59	0	0	0	0	1.59
2	PANCOM MARKETING PRIVATE LIMITED	650000	5.15	0	0	0	0	5.15
3	GEEKEYAR DEVELOPERS PRIVATE LIMITED	545000	4.32	0	0	0	0	4.32
4	MALIK RAMZAN SHIVANI	200000	1.59	0	0	0	0	1.59
5	NEELIMA GUDURU	462116	3.66	0	0	0	0	3.66
6	VENKATA RAJEEV RAVI	300000	2.38	0	0	0	0	2.38
7	USHARANI GUDURU	287610	2.28	0	0	0	0	2.28
8	HIMABINDU GUDURU	400000	3.17	0	0	0	0	3.17
9	KRISHNA GUDURU	500000	3.96	0	0	0	0	3.96
10	RATAN CHAND GUDURU	217700	1.73	0	0	0	0	1.73
11	CHERUKURI NARESH	400000	3.17	0	0	0	0	3.17
12	UPPALAPATI SAI BABU RAO	200000	1.59	0	0	0	0	1.59
13	RAGHAVENDER RAO APPANNAGARI	878370	6.96	0	0	0	0	6.96
14	RAJESH CHERUKURI VAMSI CHERUKURI	1162916	9.22	0	0	0	0	9.22
15	SEKHAR V UPPALAPATI	669968	5.31	0	0	0	0	5.31
	TOTAL	7073680	56.07	0	0	0	0	56.07



(I)(c) Statement showing Shareholding of persons belonging to the category "Public" and holding more than 5% of the total number of shares

Sl. No.	Name of the shareholder	No. of shares	Shares as % of Total No. of Shares	Details of Warrants		Details of Convertible		Total Shares (including underlying shares assuming full conversion of warrants and convertible securities) as a % of diluted share capital No. of shares
				No of warrants held	As a % total number of warrants of the same class	No of convertible securities held	% total number of convertible securities of the same class	
1	PANCOM MARKETING PRIVATE LIMITED	650000	5.15	0	0	0	0	5.15
2	RAGHAVENDER RAO APPANNAGARI	878370	6.96	0	0	0	0	6.96
3	RAJESH CHERUKURI VAMSI CHERUKURI	1162916	9.22	0	0	0	0	9.22
4	SEKHAR V UPPALAPATI	669968	5.31	0	0	0	0	5.31
	TOTAL	3361254	26.64	0	0	0	0	26.64



(I)(d) Statement showing details of locked-in shares

Sl. No.	Name of the shareholder	Number of shares	Shares as % of Total No. of Shares	Category
	TOTAL	0	0	
	TOTAL	0	0	

(II)(a) Statement showing details of Depository Receipts (DRs)

Sl. No.	Type of outstanding DR (ADRs, GDRs, SDRs, etc.)	Number of outstanding DRs	Number of shares underlying outstanding DRs	Shares underlying outstanding DRs as a percentage of total number of shares
1	TOTAL	0	0	0.00
	TOTAL	0	0	0.00

(II)(b) Statement showing Holding of Depository Receipts (DRs), where underlying shares are in excess of 1% of the total number of shares

Sl. No.	Name of the DR Holder	Type of outstanding DR (ADRs, GDRs, SDRs, etc.)	Number of shares underlying outstanding DRs	Shares underlying outstanding DRs as a percentage of total number of shares
1	TOTAL		0	0.00
	TOTAL		0	0.00

