


(1) (a)

**Statement Showing Shareholding Pattern**

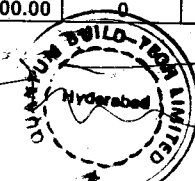
Name of the Company: QUANTUM BUILD-TECH LIMITED

Scrip Code : 538596, Name of the Scrip : QUANTBUILD, Class of Security : BSE - Equity, Quarter Ended : 31/3/2015

Partly paid-up shares:-	No. of partly paid-up shares	As a % of total no. of partly paid-up Shares	As a % of total no. of shares of the company
Held by promoter/promoter group	0	0	0
Held by public	0	0	0
<b>Total</b>	<b>0</b>	<b>0</b>	<b>0</b>
Outstanding convertible securities:-	No. of outstanding securities	As a % of total no. of outstanding convertible securities	As a % of total no. of shares of the company, assuming full conversion of the convertible securities
Held by promoter/promoter group	0	0	0
Held by public	200000	100	1.56
<b>Total</b>	<b>200000</b>	<b>100</b>	<b>1.56</b>
Warrants:-	No. of warrants	As a % of total no. of warrants	As a % of total no. of shares of the company, assuming full conversion of Warrants
Held by promoter/promoter group	0	0.00	0.00
Held by public	0	0.00	0.00
<b>Total</b>	<b>0</b>	<b>0.00</b>	<b>0.00</b>
<b>Total paid-up capital of the company, assuming full conversion of warrants and convertible securities</b>	<b>12815630</b>		




Category Code	Category of Shareholder	Number of Share Holders	Total Number of Shares	Number of Shares held in Dematerialized Form	Total Shareholding as a percentage of total Number of Shares		Shares Pledged or otherwise encumbered	
					As a Percentage of (A+B) (VI)	As a Percentage of (A+B+C) (VII)	Number of Shares (VIII)	As a Percentage (IX) = (VIII)/(IV)*100
(I)	(II)	(III)	(IV)	(V)	(VI)	(VII)	(VIII)	(IX)
<b>A</b>	<b>Promoter and Promoter Group</b>							
(1)	<b>Indian</b>							
(a)	Individuals/Hindu Undivided Family	2	2130464	2130464	16.89	16.89	0	0.00
(b)	Central Government /State Government (s)	0	0	0	-	-	0	-
(c)	Bodies Corporate	1	550000	550000	4.36	4.36	0	-
(d)	Financial Institutions / Banks	0	0	0	-	-	0	-
(e)	Any other(PAC)	1	50000	50000	0.40	0.40	0	0.00
(f)	Others	0	0	0	0.00%	0	0	0
	<b>Sub-Total (A)(1)</b>	<b>4</b>	<b>2730464</b>	<b>2730464</b>	<b>21.64</b>	<b>21.64</b>	<b>0</b>	<b>0.00</b>
(2)	<b>Foreign</b>							
(a)	Individuals (Non Resident Individuals/ Foreign Individuals)	0	0	0	-	-	0	-
(b)	Bodies Corporate	0	0	0	-	-	0	-
(c)	Institutions	0	0	0	-	-	0	-
(d)	Qualified Foreign Investor	0	0	0	-	-	0	-
(e)	Any Other	0	0	0	-	-	0	-
	<b>Sub-Total (A)(2)</b>	<b>0</b>	<b>0</b>	<b>0</b>	<b>-</b>	<b>-</b>	<b>0</b>	<b>-</b>
	<b>Total Shareholding of Promoter and Promoter Group A=(A)(1) + (A)(2)</b>	<b>4</b>	<b>2730464</b>	<b>2730464</b>	<b>21.64</b>	<b>21.64</b>	<b>0</b>	<b>0</b>
<b>B</b>	<b>Public Shareholding</b>							
(1)	<b>Institutions</b>							
(a)	Mutual Funds/UTI	0	0	0	-	-	0	-
(b)	Financial Institutions/Banks	0	0	0	-	-	0	-
(c)	Central Government/State Government(s)	0	0	0	-	-	0	-
(d)	Venture Capital Funds	0	0	0	-	-	0	-
(e)	Insurance Companies	0	0	0	-	-	0	-
(f)	Foreign Institutional Investors	1	2150	0	0.02	0.02	0	-
(g)	Foreign Venture Capital Investors	0	0	0	-	-	0	-
(h)	Qualified Foreign Investor	0	0	0	-	-	0	-
(i)	Any Other	0	0	0	-	-	0	-
	<b>Sub-Total (B)(1)</b>	<b>1</b>	<b>2150</b>	<b>0</b>	<b>0.02</b>	<b>0.02</b>	<b>0</b>	<b>-</b>
(2)	<b>Non-institutions</b>							
(a)	Bodies Corporate	52	1565899	1565899	12.41	12.41	0	-
(b)	Individuals							
	i Individual Shareholders holding nominal share capital upto Rs. 1 Lakh	3144	933482	752780	7.40	7.40	0	-
	ii Individual Shareholders holding nominal share capital in excess of Rs. 1 Lakh	44	4635322	4022822	36.74	36.74	0	-
(c)	Qualified Foreign Investor-Corporate	0	0	0	-	-	0	-
(d)	CLEARING MEMBER	7	24909	24909	0.20	0.20	0	-
(e)	TRUST	0	0	0	-	-	0	-
(f)	Non Resident Individuals	9	2723404	890520	21.59	21.59	0	-
(g)	Foreign Bodies Corp	0	0	0	-	-	0	-
(h)	Foreign Nation	0	0	0	-	-	0	-
(i)	FPI - Individual	0	0	0	-	-	0	-
(j)	FPI - Corporate	0	0	0	-	-	0	-
	<b>Sub-Total (B)(2)</b>	<b>3256</b>	<b>9883016</b>	<b>7256930</b>	<b>78.34</b>	<b>78.34</b>	<b>0</b>	<b>-</b>
	<b>Total Public Shareholding</b>							
	<b>B=(B)(1)+(B)(2)</b>	<b>3257</b>	<b>9885166</b>	<b>7256930</b>	<b>78.36</b>	<b>78.36</b>	<b>0</b>	<b>-</b>
	<b>Total (A)+(B)</b>	<b>3261</b>	<b>12615630</b>	<b>9987394</b>	<b>100.00</b>	<b>100.00</b>	<b>0</b>	<b>-</b>
(C)	<b>Shares held by Custodians and against which Depository Receipts have been issued</b>							
(1)	Promoter and Promoter Group	0	0	0	0	0	0	0
(2)	Public	0	0	0	0	0	0	0
	<b>GRAND TOTAL (A) + (B) + (C)</b>	<b>3261</b>	<b>12615630</b>	<b>9987394</b>	<b>100.00</b>	<b>100.00</b>	<b>0</b>	<b>0</b>



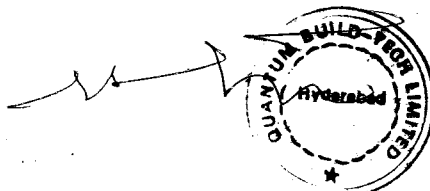
**D)(b) Statement showing Shareholding of persons belonging to the category  
"Promoter and Promoter Group"**

Sl. No.	Name of the shareholder	Total shares held		Shares pledged or			Details of		Details of Convertible		Total Shares (including underlying shares assuming full conversion of warrants and
		Number	As a % of grand total (A)+(B)+(C)	Number	% of Total Shares Held	As a % of grand total (A)+(B)+(C)	No of warrant held (VIII)	As a % total number of warrants of the same class	No of convertible securities held	As a % total number of convertible securities of the same class	
1	VIJAYA MADHAVI INVESTMENTS PRIVATE LIMITED	550000	4.36	0	0.00	0.00	0	0.00	0	0.00	4.29
2	PUNUKOLLU KODANDA RAMBABU	1085114	8.60	0	0.00	0.00	0	0.00	0	0.00	8.47
3	KODALI VIJAYARANI	1045350	8.29	0	0.00	0.00	0	0.00	0	0.00	8.16
4	PUNUKOLLU RACHANA	50000	0.40	0	0.00	0.00	0	0.00	0	0.00	0.39
	<b>TOTAL</b>	<b>2730464</b>	<b>21.64</b>	<b>0</b>	<b>0.00</b>	<b>0.00</b>	<b>0</b>	<b>0.00</b>	<b>0</b>	<b>0.00</b>	<b>21.31</b>




**D)(c) Statement showing Shareholding of persons belonging to the category "Public" and holding more than 1% of the total number of shares**

Sl. No.	Name of the shareholder	No. of shares	Shares as % of Total No. of Shares	Details of Warrants		Details of Convertible		Total Shares (including underlying shares assuming full conversion of warrants and convertible securities) as a % of diluted share capital No. of shares
				No of warrants held	As a % total number of warrants of the same class	No of convertible securities held	% total number of convertible securities of the same class	
1	B. D. SHAH SECURITIES LIMITED.	135373	1.07	0	0	0	0	1.06
2	SUDHA COMMERCIAL COMPANY LIMITED	200000	1.59	0	0	0	0	1.56
3	PANCOM MARKETING PRIVATE LIMITED	650000	5.15	0	0	0	0	5.07
4	GEEKEYAR DEVELOPERS PRIVATE LIMITED	305000	2.42	0	0	0	0	2.38
5	RAJIV SHARMA	150000	1.19	0	0	0	0	1.17
6	MUDIGONDA PHANEESH	200000	1.59	0	0	0	0	1.56
7	M RADHIKA	200000	1.59	0	0	0	0	1.56
8	NEELIMA GUDURU	462116	3.66	0	0	0	0	3.61
9	VENKATA RAJEEV RAVI	300000	2.38	0	0	0	0	2.34
10	USHARANI GUDURU	287610	2.28	0	0	0	0	2.24
11	HIMABINDU GUDURU	400000	3.17	0	0	0	0	3.12
12	KRISHNA GUDURU	500000	3.96	0	0	0	0	3.9
13	CHERUKURI NARESH	400000	3.17	0	0	0	0	3.12
14	UPPALAPATI SAI BABU RAO	200000	1.59	0	0	0	0	1.56
15	RAGHAVENDER RAO APPANNAGARI	878370	6.96	0	0	0	0	6.85
16	RAJESH CHERUKURI VAMSI CHERUKURI	1162916	9.22	0	0	0	0	9.07
17	SEKHAR V UPPALAPATI	669968	5.31	0	0	0	0	5.23
	<b>TOTAL</b>	<b>7101353</b>	<b>56.29</b>	<b>0</b>	<b>0</b>	<b>0</b>	<b>0</b>	<b>55.41</b>




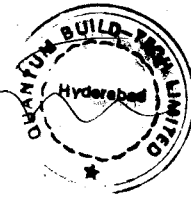
**D)(c) Statement showing Shareholding of persons belonging to the category  
"Public" and holding more than 5% of the total number of shares**

Sl. No.	Name of the shareholder	No. of shares	Shares as % of Total No. of Shares	Details of		Details of		Total Shares (including underlying shares assuming full conversion of warrants and convertible securities) as a % of diluted share capital No. of shares
				No of warrants held	As a% total number of warrants of the same class	No of convertible securities held	% total number of convertible securities of the same class	
1	PANCOM MARKETING PRIVATE LIMITED	650000	5.15	0	0	0	0	5.07
2	RAGHAVENDER RAO APPANNAGARI	878370	6.96	0	0	0	0	6.85
3	RAJESH CHERUKURI VAMSI CHERUKURI	1162916	9.22	0	0	0	0	9.07
4	SEKHAR V	669968	5.31	0	0	0	0	5.23
	<b>TOTAL</b>	<b>3361254</b>	<b>26.64</b>	<b>0</b>	<b>0</b>	<b>0</b>	<b>0</b>	<b>26.23</b>



**(II)(a) Statement showing details of Depository Receipts (DRs)**

Sl. No.	Type of outstanding DR (ADRs, GDRs, SDRs, etc.)	Number of outstanding DRs	Number of shares underlying outstanding DRs	Shares underlying outstanding DRs as a percentage of total number of shares
1	TOTAL	0	0	0.00
	TOTAL	0	0	0.00

**(II)(b) Statement showing Holding of Depository Receipts (DRs), where underlying shares are in excess of 1% of the total number of shares**

Sl. No.	Name of the DR Holder	Type of outstanding DR (ADRs, GDRs, SDRs, etc.)	Number of shares underlying outstanding DRs	Shares underlying outstanding DRs as a percentage of total number of shares
1	TOTAL	0	0	0.00
	TOTAL	0	0	0.00

