

(1) (a)


Statement Showing Shareholding Pattern

Name of the Company: QUANTUM BUILD-TECH LIMITED

BSE Scrip Code : 538596, Class of Security : Equity


QUARTER ENDED 31/12/2014

Partly paid-up shares:-	No. of partly paid-up shares	As a % of total no. of partly paid-up Shares	As a % of total no. of shares of the company
Held by promoter/promoter group	0	0	0
Held by public	0	0	0
Total	0	0	0
Outstanding convertible securities:-	No. of outstanding securities	As a % of total no. of outstanding convertible securities	As a % of total no. of shares of the company, assuming full conversion of the convertible securities
Held by promoter/promoter group	0	0	0
Held by public	200000	100	1.56
Total	200000	100	1.56
Warrants:-	No. of warrants	As a % of total no. of warrants	As a % of total no. of shares of the company, assuming full conversion of Warrants
Held by promoter/promoter group	0	0	0
Held by public	0	0	0
Total	0	0	0
Total paid-up capital of the company, assuming full conversion of warrants and convertible securities	12815630		




Name of the Company : QUANTUM BUILD-TECH LIMITED

Category Code	Category of Shareholder	Number of Share Holders	Total Number of Shares	Number of Shares held in Dematerialized Form	Total Shareholding as a percentage of total Number of Shares		Shares Pledged or otherwise encumbered	
					As a Percentage of (A+B)	As a Percentage of (A+B+C)	Number of Shares	As a Percentage
(I)	(II)	(III)	(IV)	(V)	(VI)	(VII)	(VIII)	(IX) = (VIII)/(IV)*100
A	Promoter and Promoter Group							
(1)	Indian							
(a)	Individuals/Hindu Undivided Family	2	2930464	2930464	23.23	23.23	0	0
(b)	Central Government /State Government (s)	0	0	0	-	-	0	0
(c)	Bodies Corporate	1	550000	550000	4.36	4.36	0	0
(d)	Financial Institutions / Banks	0	0	0	-	-	0	0
(e)	Any other(PAC)	1	50000	50000	0.40	0.40	0	0
(f)	Others	0	0	0	0.00%	0	0	0
	Sub-Total (A)(1)	4	3530464	3530464	27.98	27.98	0	0
(2)	Foreign							
(a)	Individuals (Non Resident Individuals/ Foreign Individuals)	0	0	0	0	0	0	0
(b)	Bodies Corporate	0	0	0	0	0	0	0
(c)	Institutions	0	0	0	0	0	0	0
(d)	Qualified Foreign Investor	0	0	0	0	0	0	0
(e)	Any Other	0	0	0	0	0	0	0
	Sub-Total (A)(2)	0	0	0	0	0	0	0
	Total Shareholding of Promoter and Promoter Group A=(A)(1) + (A)(2)	4	3530464	3530464	27.98	27.98	0	0
B	Public Shareholding							
(1)	Institutions							
(a)	Mutual Funds/UTI	0	0	0	0	0		
(b)	Financial Institutions/Banks	0	0	0	0	0		
(c)	Central Government/State Government	0	0	0	0	0		
(d)	Venture Capital Funds	0	0	0	0	0		
(e)	Insurance Companies	0	0	0	0	0		
(f)	Foreign Institutional Investors	1	2150	0	0.02	0.02		
(g)	Foreign Venture Capital Investors	0	0	0	0	0		
(h)	Qualified Foreign Investor	0	0	0	0	0		
(i)	Any Other	0	0	0	0	0		
	Sub-Total (B)(1)	1	2150	0	0.02	0.02		
(2)	Non-institutions							
(a)	Bodies Corporate	44	1660551	1660551	13.16	13.16		
(b)	Individuals							
	i Individual Shareholders holding nominal share capital upto Rs. 1 Lakh	3128	839995	654093	6.66	6.66		
	ii Individual Shareholders holding nominal share capital in excess of Rs. 1 Lakh	32	3783931	3171431	29.99	29.99		
(c)	Qualified Foreign Investor-Corporate	0	0	0	-	-		
(d)	CLEARING MEMBER	19	87235	87235	0.69	0.69		
(e)	TRUST	0	0	0	-	-		
(f)	Non Resident Individuals	4	2711304	878420	21.49	21.49		
(g)	Foreign Bodies Corp	0	0	0	-	-		
(h)	Foreign Nation	0	0	0	-	-		
(i)	FPI - Individual	0	0	0	-	-		
(j)	FPI - Corporate	0	0	0	-	-		
	Sub-Total (B)(2)	3227	9083016	6451730	72.00	72.00		
	Total Public Shareholding							
	B=(B)(1)+(B)(2)	3228	9085166	6451730	72.02	72.02		
	Total (A)+(B)	3232	12615630	9982194	100.00	100.00		
(C)	Shares held by Custodians and against which Depository Receipts have been issued							
(1)	Promoter and Prmoter Group	0	0	0	0	0		
(2)	Public	0	0	0	0	0		
	GRAND TOTAL (A) + (B) + (C)	3232	12615630	9982194	100.00	100.00	0	0




D)(b) Statement showing Shareholding of persons belonging to the category
“Promoter and Promoter Group”

Sl. No.	Name of the shareholder	Total shares held		Shares pledged or		Details of			Details of			Total Shares (including underlying shares assuming full conversion of warrants and convertible securities) as a % of diluted share capital No. of shares
		Number	As a % of grand total (A)+(B)+(C)	Number	% of Total Shares Held	As a % of grand total (A)+(B)+(C)	No of warrant held (VIII)	As a % total number of warrants of the same class	No of convertible securities held	As a % total number of convertible securities of the same class		
1	VIJAYA MADHAVI INVESTMENTS PRIVATE LIMITED	550000	4.36	0	0.00	0.00	0	0.00	0	0.00	4.29	
2	PUNUKOLLU KODANDA RAMBABU	1085114	8.60	0	0.00	0.00	0	0.00	0	0.00	8.47	
3	KODALI VIJAYARANI	1845350	14.63	0	0.00	0.00	0	0.00	0	0.00	14.40	
4	PUNUKOLLU RACHANA	50000	0.40	0	0.00	0.00	0	0.00	0	0.00	0.39	
	TOTAL	3530464	27.98	0	0.00	0.00	0	0.00	0	0.00	27.55	




D)(c) Statement showing Shareholding of persons belonging to the category "Public" and holding more than 1% of the total number of shares

Sl. No.	Name of the shareholder	No. of shares	Shares as % of Total No. of Shares	Details of Warrants		Details of		Total Shares (including underlying shares assuming full conversion of warrants and convertible securities) as a % of diluted share capital No. of shares
				No of warrants held	As a% total number of warrants of the same class	No of convertible securities held	% total number of convertible securities of the same class	
1	PANCOM MARKETING PRIVATE LIMITED	650000	5.15	0	0	0	0	5.07
2	GEEKEYAR DEVELOPERS PRIVATE LIMITED	800000	6.34	0	0	0	0	6.24
3	NAMITA HITESH CHHADIWAL	150000	1.19	0	0	0	0	1.17
4	NEELIMA GUDURU	462116	3.66	0	0	0	0	3.61
5	AJAY KUMAR KAYAN	200000	1.59	0	0	0	0	1.56
6	KISHOR JEEVAN PATEL	133284	1.06	0	0	0	0	1.04
7	VENKATA RAJEEV RAVI	300000	2.38	0	0	0	0	2.34
8	USHARANI GUDURU	437610	3.47	0	0	0	0	3.41
9	RATAN CHAND GUDURU	467700	3.71	0	0	0	0	3.65
10	CHERUKURI NARESH	400000	3.17	0	0	0	0	3.12
11	UPPALAPATI SAI BABU RAO	200000	1.59	0	0	0	0	1.56
12	RAGHAVENDER RAO APPANNAGARI	878370	6.96	0	0	0	0	6.85
13	RAJESH CHERUKURI VAMSI CHERUKURI	1162916	9.22	0	0	0	0	9.07
14	SEKHAR V	669968	5.31	0	0	0	0	5.23
	TOTAL	6911964	54.79	0	0	0	0	53.93



**D)(c) Statement showing Shareholding of persons belonging to the category
“Public” and holding more than 5% of the total number of shares**

Sl. No	of the shareholder	No. of shares	Shares as % of Total No. of Shares	Details of Warrants		Details of Convertible		Total Shares (including underlying shares assuming full conversion of warrants and convertible securities) as a % of diluted share capital No. of shares
				No of warrants held	As a% total number of warrants of the same class	No of convertible securities held	% total number of convertible securities of the same class	
1	PANCOM MARKETING PRIVATE LIMITED	650000	5.15	0	0	0	0	5.07
2	GEEKEYAR DEVELOPERS PRIVATE LIMITED	800000	6.34	0	0	0	0	6.24
3	RAGHAVENDER RAO APPANNAGARI	878370	6.96	0	0	0	0	6.85
4	RAJESH CHERUKURI VAMSI CHERUKURI	1162916	9.22	0	0	0	0	9.07
5	SEKHAR V	669968	5.31	0	0	0	0	5.23
	TOTAL	4161254	32.98	0	0	0	0	32.47



(I)(d) Statement showing details of Locked-in shares

Sl. No.	Name of the shareholder	Number of shares	Shares as % of Total No. of Shares	Category
	TOTAL	0	0	
	TOTAL			

(II)(a) Statement showing details of Depository Receipts (DRs)

	Type of outstanding DR (ADRs, GDRs, SDRs, etc.)	Number of outstanding DRs	Number of shares underlying outstanding DRs	Shares underlying outstanding DRs as a percentage of total number of shares
1	TOTAL	0	0	0.00
	TOTAL		0	0.00

(II)(b) Statement showing Holding of Depository Receipts (DRs), where underlying shares are in excess of 1% of the total number of shares

Sl. No.	Name of the DR Holder	Type of outstanding DR (ADRs, GDRs, SDRs, etc.)	Number of shares underlying outstanding DRs	Shares underlying outstanding DRs as a percentage of total number of shares
1	TOTAL		0	0.00
	TOTAL		0	0.00

